

Technical Note PROMON 2000

A high-speed streaming system comprises various components that must meet certain specifications. To establish a stable system when utilizing a 10 Gigabit Ethernet stream, it's essential to consider several factors, including PC specifications, cables, and chipsets. For a proper setup, AOS recommends taking the following considerations into account:

1. PC requirements

For a full performance of PROMON 2000 it is recommended to use the following settings

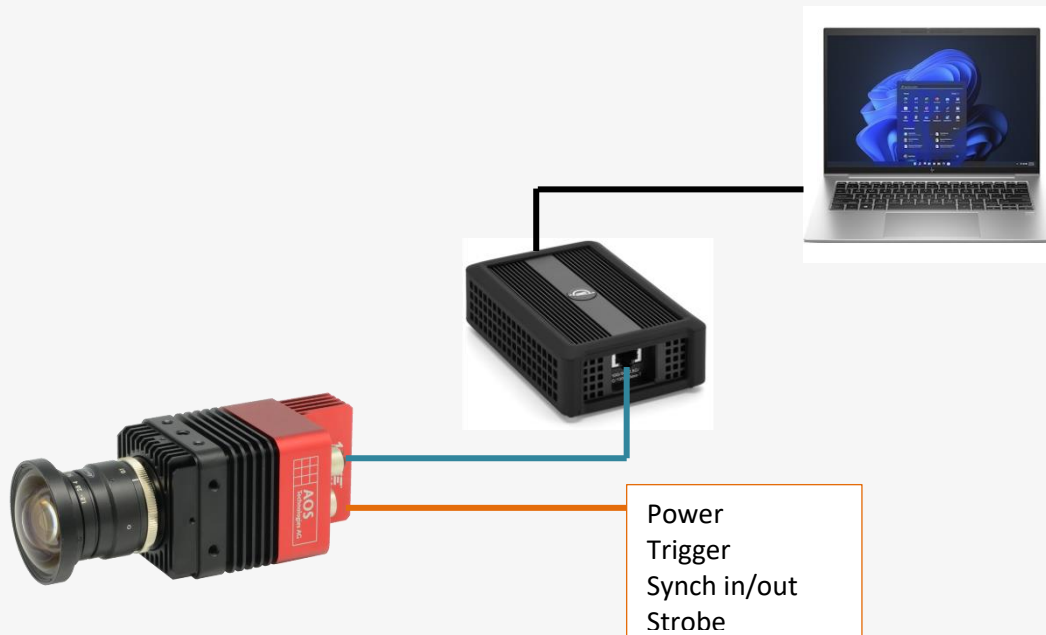
- WIN 11 or higher
- Processor Intel 11. Gen. or higher
- Min 16GB RAM
- NVMe disk with at least 2GB/s throughput (**NO** SATA or M.2 SATA SSD)

If other services and options are running frame drops may occur.

2. PC requirements when using Laptop

The same requirements as under 1. Apply. In addition the Laptop needs:

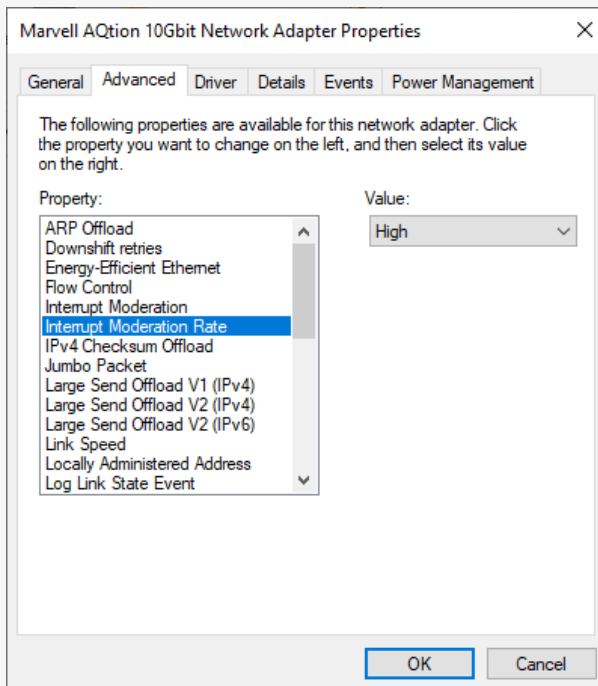
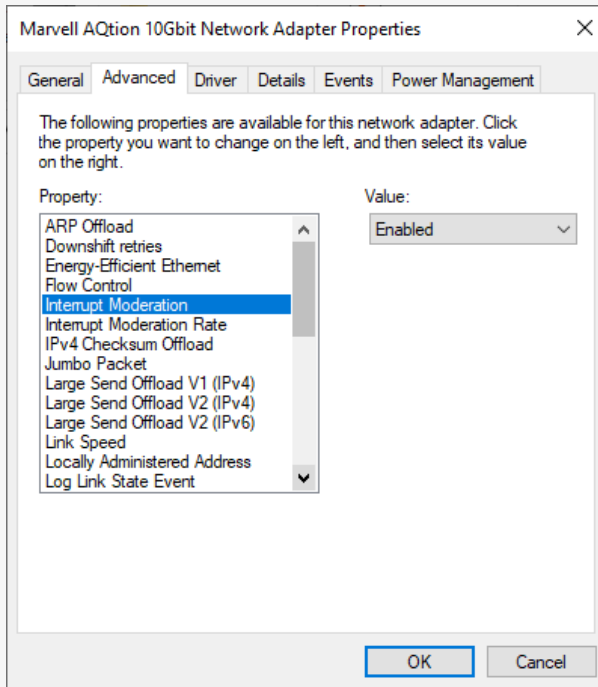
- Thunderbolt 4 interface with a suitable converter
- Recommended 10Gigabit to Thunderbolt converter is:
OWC / <https://www.owc.com/solutions/thunderbolt-3-10g-ethernet-adapter>



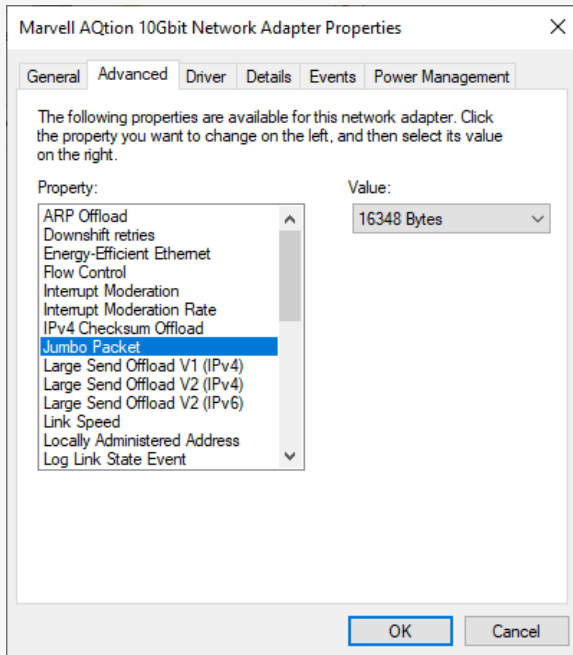
3. Settings 10 Gigabit Interface card

We recommend using 10 Gigabit Ethernet cards with following settings:

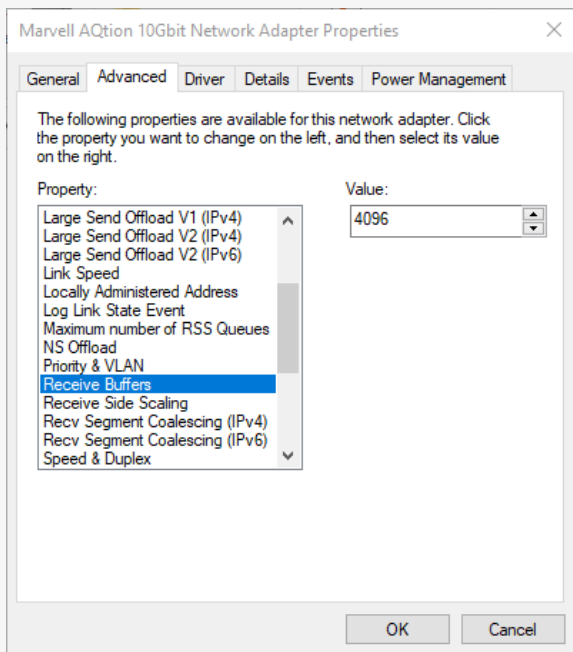
- Interrupt Moderation Enable
- Interrupt Moderation Rate High



At least Jumbo Packet 9K, better 12 or 16k



Receive Buffers at max



4. Troubleshooting frame loss

- Disable additional Ethernet connection.
- No Anti-Virus installed.
- Disable all power saving settings.